




RDL[®]
Radio Design Labs

SPECIALISTS IN PRACTICAL PRECISION ENGINEERING™

ACCESSORIES

Models **D-AVM4** and **DS-AVM4** **Audio and Video Monitor Jack Panels**

- Stereo Audio Inputs to Stereo Audio Output
- Stereo Inputs on RCA Jacks and Stereo Mini-Jack
- Unbalanced Output on Detachable Terminal Block
- Video Monitor Pass-Through Panel Connector
- Available in RDL White/Gray (D-AVM4)
- Available in Stainless Steel (DS-AVM4)



The D-AVM4 and DS-AVM4 are Decora®-compatible audio input accessories from Radio Design Labs. All metal enclosures are attractively finished in white or brushed stainless steel to complement the decor encountered in commercial environments. Custom labeling is available at www.rdlnet.com.

The D/S-AVM4 is the ideal choice in installations requiring a wall-mounted audio and video monitor input or output plate for computers, monitors and projectors. The panel is typically installed as an audio/video input plate, but may equally be used as an output jack panel.

The front panel features a pass-through video monitor connector. Video connections are made on the front and rear panel using a standard HD-15 video connector.

The front panel features two gold plated phono jacks and a single 3.5 mm stereo mini-jack, intended for stereo consumer line-level audio sources. An input signal may be connected to either the phono jacks or to the mini-jack. The left and right signal inputs are fed to a rear-panel detachable terminal block. The audio signals are unbalanced and are intended for short wiring runs where balanced lines are not required.

The D/S-AVM4 is the ideal choice for providing convenient end-user computer inputs to feed monitors or projectors in small facilities such as boardrooms or classrooms. Use it individually or in conjunction with other RDL products as part of a complete audio/video system.

ACCESSORIES

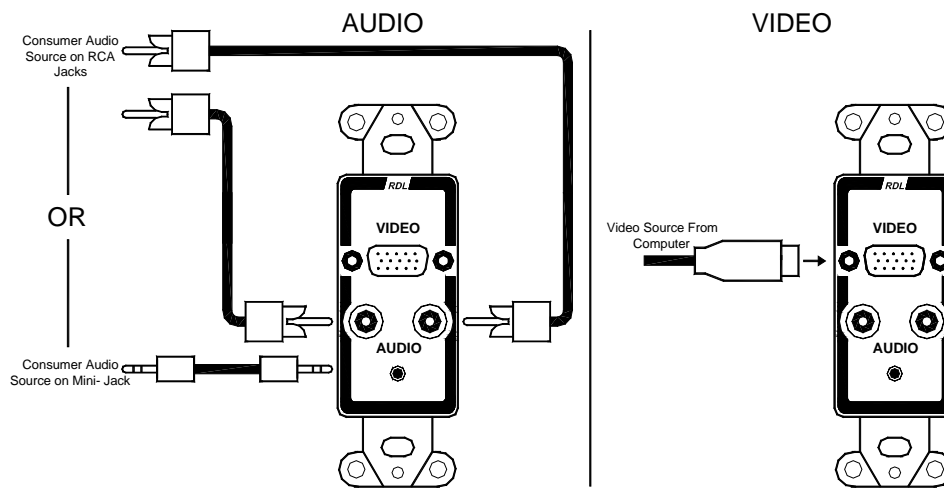
Models D-AVM4 and DS-AVM4 Audio and Video Monitor Jack Panels

Installation/Operation

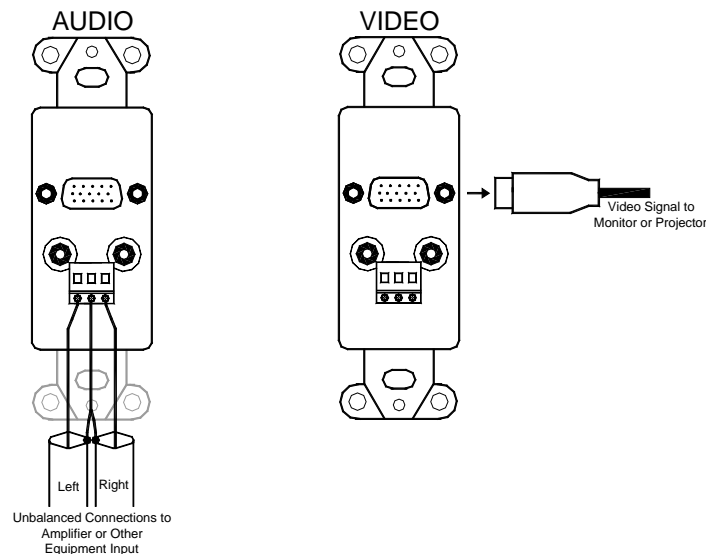


EN55103-1 E1-E5; EN55103-2 E1-E4
Typical Performance reflects product at publication time exclusive of EMC data, if any, supplied with product. Specifications are subject to change without notice.

USER INPUT CONNECTIONS



INSTALLER CONNECTIONS



TYPICAL PERFORMANCE

Audio input connectors (3):
Video input connector:
Audio output connector:
Video output connector:
Dimensions:

RCA jacks with gold contacts (Left and Right), Mini-jack 3.5 mm (Stereo)
Female HD-15
Detachable terminal block (Left and Right unbalanced audio)
Female HD-15 (pass-through from front panel)
Height: 4.13 in. 10.49 cm
Width: 1.3 in. 3.3 cm
Depth: 1.8 in. 4.57 cm

Mounting Box Minimum Depth:

0.15 in. (0.38 cm) plus the depth of the installer-provided video connector

Radio Design Labs Technical Support Centers

U.S.A. (800) 933-1780, (928) 778-3554; Fax: (928) 778-3506

Europe [NH Amsterdam] (+31) 20-6238 983; Fax: (+31) 20-6225-287