



**RDL**<sup>®</sup>  
Radio Design Labs


SPECIALISTS IN PRACTICAL PRECISION ENGINEERING™

## STICK-ON<sup>®</sup> SERIES

### Model ST-PD5U

### Power Supply Distributor

- Distribution of 24 Vdc Power
- Soft Start from Switching Supply
- Distribution of dc Power
- Up to 5 Power Distribution Points
- Voltage Presence Indication
- Reverse Voltage Protection



The ST-PD5U is part of the group of versatile STICK-ON products from Radio Design Labs. The durable adhesives provided with the ST-PD5U permit permanent or removable mounting. Numerous available mounting accessories, brackets and rack-mount chassis are optionally available. STICK-ONS are designed, built and rated for continuous duty in professional A/V systems.

**APPLICATION:** The ST-PD5U is the ideal choice where power distribution from a current-limited switching power supply is needed. It is suitable for powering up to five modules from a single power supply. The current limiting circuitry in many switching power supplies will cause the supply to shut down upon power-up when a high current capacitive load is connected. Upon application of power, the ST-PD5U ramps the voltage up, charging any load capacitance as quickly as possible, then switching full voltage to the load. If reverse polarity is connected to the input, the ST-PD5U disconnects the load until the condition is corrected.

In system design, various modules are frequently operated from a single power supply. Good engineering practice requires that the power wiring to each module originate at the power supply output. The ST-PD5U serves as the power source for each of five modules. A single ST-PD5U can provide power to RDL's floating modules. A separate ST-PD5U can provide power to ground referenced modules. (Do not attempt to intermix floating and ground referenced modules from a single ST-PD5U.)

Wherever power distribution from a switching power supply is needed, the ST-PD5U is the ideal choice. Use the ST-PD5U individually, or combine it with other RDL products as part of a complete audio/video system.

# STICK-ON<sup>®</sup> SERIES

## Model ST-PD5U

### Power Supply Distributor

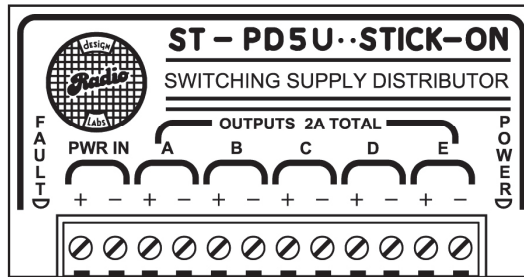
## Installation/Operation



EN55103-1 E1-E5; EN55103-2 E1-E4  
Typical Performance reflects product at publication time exclusive of EMC data, if any, supplied with product. Specifications are subject to change without notice.

The ST-PD5U is intended for use with a current limited switching supply.

The red **FAULT** indicator is illuminated if the connected loads attempt to draw excessive current from the module during the power-up ramp cycle.

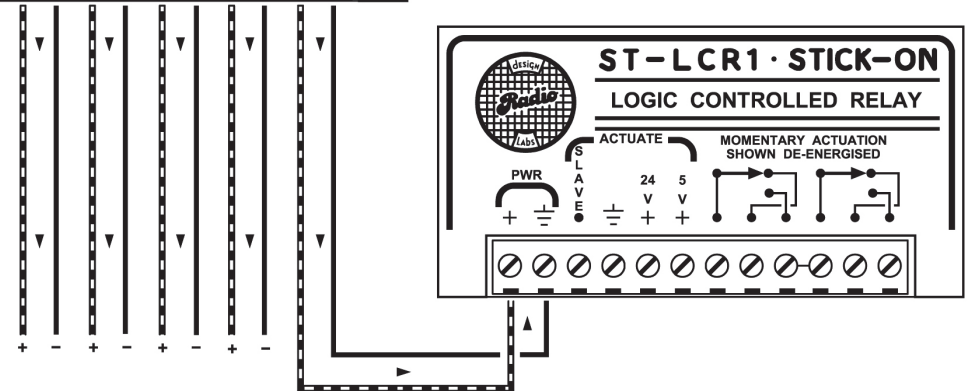


24 Vdc power is distributed to up to 5 modules. It is not necessary to use all 5 outputs. The red **POWERED** led is illuminated when the initial powering ramp cycle is complete and the outputs are being supplied directly by the power supply. Ground referenced and SupplyFlex modules may be powered from a common ST-PD5U power distributor.

Ground referenced and Floating modules must not share a common ST-PD5U.

24 Vdc  
POWER  
SOURCE  
(2 A MAX)

Reverse polarity input voltages are disconnected from the outputs.



Up to 5 modules being powered.  
Total load current must not exceed 2 A.

### TYPICAL PERFORMANCE

Input/Output Voltage:

Number of Outputs (5):

Indicators (2):

Ambient Operating Environment:

Dimensions:

24 Vdc @ 2 A (Intended for use with current limited switching supply)

Total load current must not exceed 2 A

POWER LED, FAULT LED indicating output inactive due to excessive load current

0° C to 50° C

Height: 1.55 in. 3.94 cm

Width: 3.00 in. 7.62 cm

Depth: 0.65 in. 1.65 cm