

ACCESSORIES

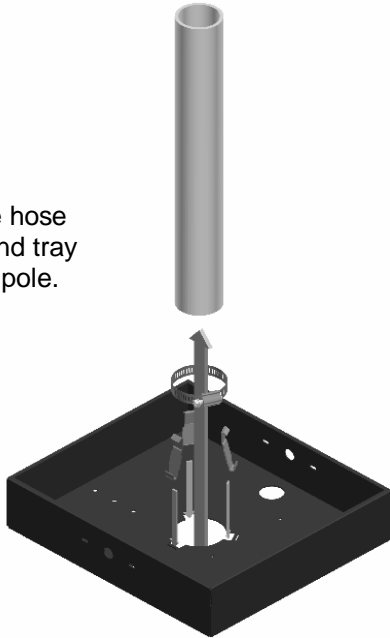
Model PM-1T Tray Pole Mount for FLAT-PAK[®], STICK-ON[®], and TX™ products

Installation/Operation

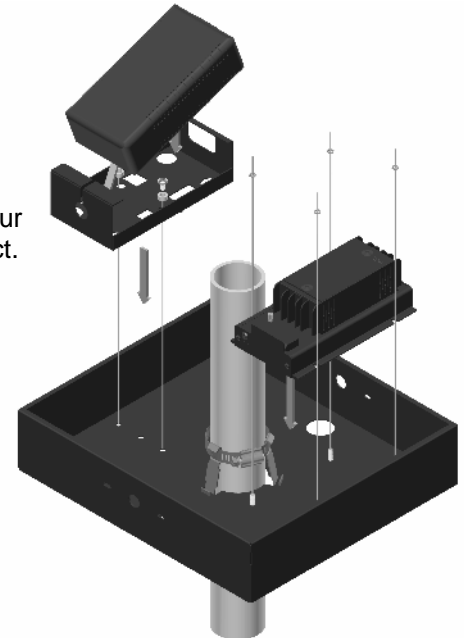


EN55103-1 E1-E5; EN55103-2 E1-E4
Typical Performance reflects product at publication time
exclusive of EMC data, if any, supplied with product.
Specifications are subject to change without notice.

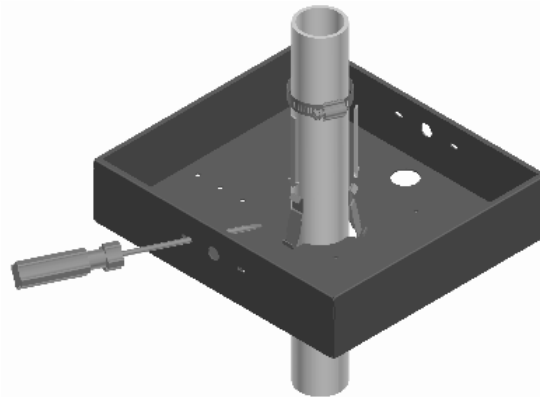
1. Slide hose
clamp and tray
on the pole.



3. Mount your
RDL product.



2. Secure the tray by
tightening the hose clamp to
mounting brackets using a
screwdriver.



The PM-1T is designed to mount any RDL FLAT-PAK module to a projector pole. This is a horizontal mounting system designed to grip a standard 1-1/2" I.D. pole common to most projector mounts. An included set of brackets and hose clamp allows mounting to poles smaller than 1-1/2" and to square or rectangular projector mounts. Adequate vertical pole clearance must be available for mounting the PM-1T.

Capacity:	1 PS-24U2 Power Supply, and 1 FP-PA20 (A) (B) module, 2 TX or ST modules
Dimensions (each):	Height: 2.5" (6.37cm) Depth: 10" (25.4cm) Width: 11.25" (28.57cm)
Material:	18-gauge steel
Finish:	RDL Black

Radio Design Labs Technical Support Centers
U.S.A. (800) 933-1780, (520) 778-3554; Fax: (520) 778-3506
Europe [NH Amsterdam] (+31) 20-6238 983; Fax: (+31) 20-6225-287