



INSTALLATION AND OPERATION MANUAL

EZ-MXA20 Model numbers: EZ-MXA20 includes power supply with North American plug EZ-MXA20X includes worldwide power supply (specify plug) **20 Watt Stereo Audio Mixer Amplifier with Tone Controls**



RDL EZ Series products provide the highest level of value to A/V professionals and A/V users who demand professional quality. For long-term performance, quality and value, you have made the EZ choice. EZ products are made in the USA by RDL, the inventor of application-specific modules bringing decades of experience as the world's leading manufacturer of high-reliability performance products to the A/V industry. Visit the RDL website for hundreds of professional A/V products made in the USA by RDL.



www.rdlnet.com

Decades of Performance, Quality and Value

RDL • 659 6th Street • Prescott, AZ • USA 86301 • Sales: 800-281-2683 • 928-443-9391
Tech Support: 800-933-1780 • 928-778-3554 • RDL Europe Sales & Support: (31) 20-6238-983

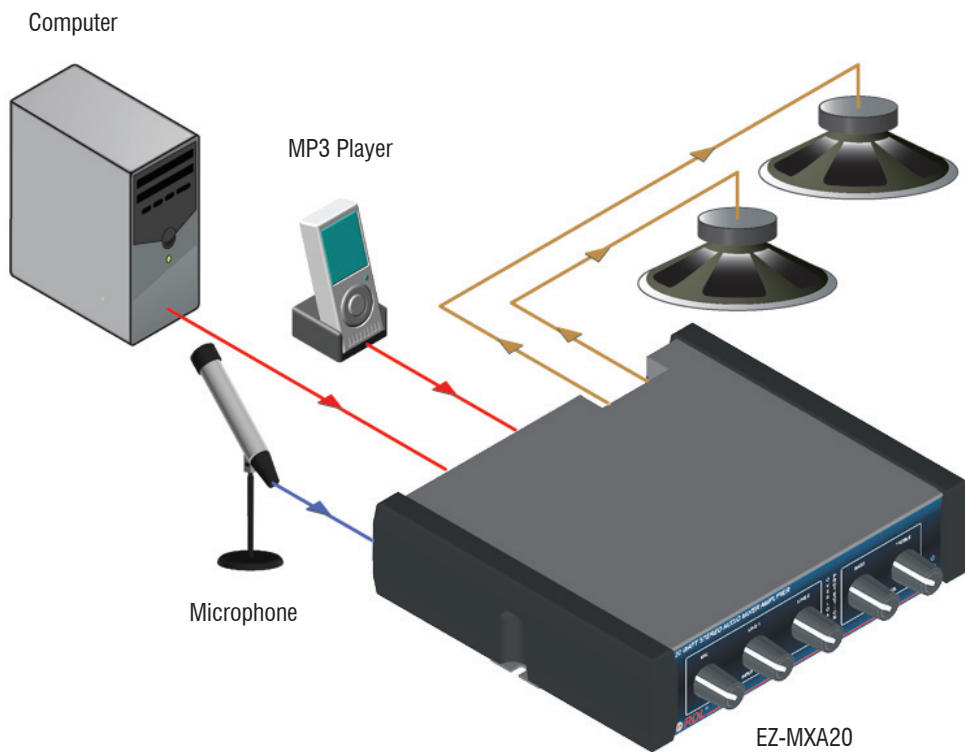
EZ-MXA20

20 Watt Stereo Audio Mixer Amplifier with Tone Controls

- Audio Amplifier with Mic and Line Input Mixer
- 10 Watts RMS Per Channel into 8 Ω
- 8 Watts RMS Per Channel into 4 Ω
- Switch-Selectable Load Impedance on Rear Panel
- Balanced Microphone Input on XLR
- Unbalanced Line Inputs on RCA Jacks
- Switch-Selectable Phantom on Mic Input
- Bass and Treble Tone Control Equalization
- Integral Overload Limiter with LED Indicator
- Limiter Controls Overloads from Clipping

The EZ-MXA20 is a stereo mixer amplifier with one mic and two line inputs. Bass and treble tone controls are included. An integral compressor/limiter allows a higher sound output level without clipping than a standard amplifier. The outputs drive 4 or 8 ohm speakers. The EZ-MXA20 is used in houses of worship, restaurants, clubs, meeting rooms and commercial sound systems.

TYPICAL APPLICATION



www.rdlnet.com . . . www.rdlez.com

LINE INPUT LEVELS

Adjust for the desired sound level from the sources connected to LINE IN 1 and 2.

OVERLOAD INDICATOR

LED flashes when the internal compression circuits are protecting the amplifier output against overload. It is normal for this indicator to flash during high audio levels. Reduce the input level if this indicator flashes excessively or stays on continuously.

MIC INPUT LEVEL

Adjust for the desired microphone sound level.

TONE CONTROLS

Adjust for desired sound without causing amplifier overload.

POWER INDICATOR

Glowes blue when the product is connected to a valid power source.




24 V POWER INPUT

Insert plug from power supply. Rotate 1/4 turn clockwise to lock.

SPEAKER WIRING

Lift lever, insert wire. Close lever to lock.



IMPEDANCE SELECTOR

Set to match the speakers connected: 8 Ohm: Button OUT 4 Ohm: Button IN

MICROPHONE INPUT

Connect a microphone to the XLR jack. Microphone may be either a dynamic or condenser type.

PHANTOM SELECTOR

Set for mic type connected: Dynamic mic: OFF (out) Condenser mic: ON (in)

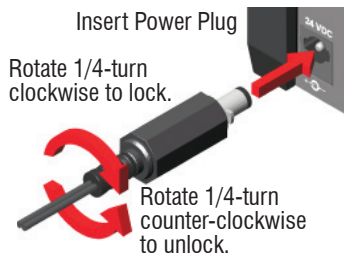
LINE INPUTS

Connect a line-level source to LINE IN 1 and/or 2.

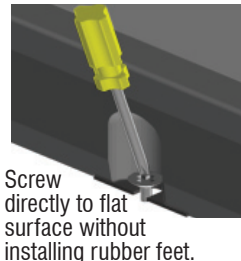
SPEAKER OUTPUTS

Connect a pair of 8 Ohm or 4 Ohm speakers to the LEFT SPKR and RIGHT SPKR terminals. Connect the speaker "+" terminal to the amplifier "+" terminal. Connect the speaker "-" terminal to the amplifier "-" terminal. **DO NOT GROUND ANY SPEAKER OUTPUT TERMINAL!**

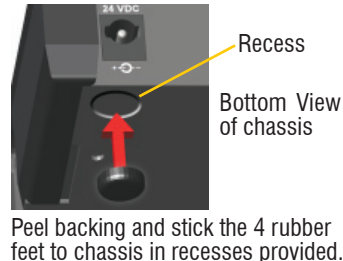
POWER CONNECTION



FIXED MOUNTING



RUBBER FEET ATTACHMENT



Recess

Bottom View of chassis

Peel backing and stick the 4 rubber feet to chassis in recesses provided.

SELECTED MOUNTING ACCESSORIES Complete accessory listing available at: rdlez.com

EZ-RA6

Rack Adapter for 6 Increments of 1/6 Rack Width



EZ-CC6

Component Chassis for 6 Increments of 1/6 Rack Width



EZ-SMB2

Surface Mount Bezel for 1/3 Rack Width Products



EZ-DC2

Desktop Chassis 1/3 Rack Width



EZ-UCB2

Under-Counter Brackets 1/6 or 1/3 Rack Width



EZ-SD2

Storage Drawer 1/3 Rack Width

Use In Place of Filler Panel
Holds Adapters and Cables
Mounts in EZ-CC6 and EZ-RA6



TYPICAL PERFORMANCE

Inputs (3):	1.2 k Ω balanced on XLR jack, mic-level, -55 dBu Min. (for 10 W out), -11 dBu max. (1); > 10 k Ω , -10 dBV nominal on RCA jacks, -13 dBV Min. (for 10 W out), +22 dBV max. (2)
Gain:	Off to 74 dB (mic), Off to 32 dB (line)
Outputs (2):	Left and Right, 10 Watts RMS into 8 Ω per channel or 8 Watts RMS into 4 Ω per channel, switch-selectable output impedance
Equalization:	± 10 dB @ 10 kHz, ± 9 dB @ 80 Hz
Frequency Response:	50 Hz to 20 kHz (± 1.5 dB, mic input, 10 Watts), 35 Hz to 20 kHz (± 1.5 dB, line input, 10 Watts)
THD+N:	< 0.25%
CMRR:	> -55 dB (mic)
Crosstalk:	< -68 dB (1 kHz, line input)
Phantom: S	switch-selectable 24 V (IEC 61938: 2013)
Noise:	< -70 dB (below 10 Watts, -10 dBV line input), < -65 dB (below 10 Watts, -50 dBu mic input)
24 Vdc power supply current:	170 mA (idle), 1000 mA (max.)
Power supply input voltage:	100 to 240 VAC
Warranty:	3 Years; contact RDL technical support department for assistance
Case dimensions:	5.75" (14.6 cm)W x 5" (12.7 cm)D
Mounting size:	1/3 rack width

CE

891-1505