



## INSTALLATION AND OPERATION MANUAL

### EZ-VM13

Model numbers:  
EZ-VM13 includes power supply with North American plug  
EZ-VM13X includes worldwide power supply (specify plug)

#### VGA/XGA Distribution Amplifier



RDL EZ Series products provide the highest level of value to A/V professionals and A/V users who demand professional quality. For long-term performance, quality and value, you have made the EZ choice. EZ products are made in the USA by RDL, the inventor of application-specific modules bringing decades of experience as the world's leading manufacturer of high-reliability performance products to the A/V industry. Visit the RDL website for hundreds of professional A/V products made in the USA by RDL.



[www.rdlnet.com](http://www.rdlnet.com)

**Decades of Performance, Quality and Value**

RDL • 659 N. 6th Street • Prescott, AZ • USA 86301 • Sales: 800-281-2683 • 928-443-9391  
Tech Support: 800-933-1780 • 928-778-3554 • RDL Europe Sales & Support: (31) 20-6238-983

# EZ-VM13

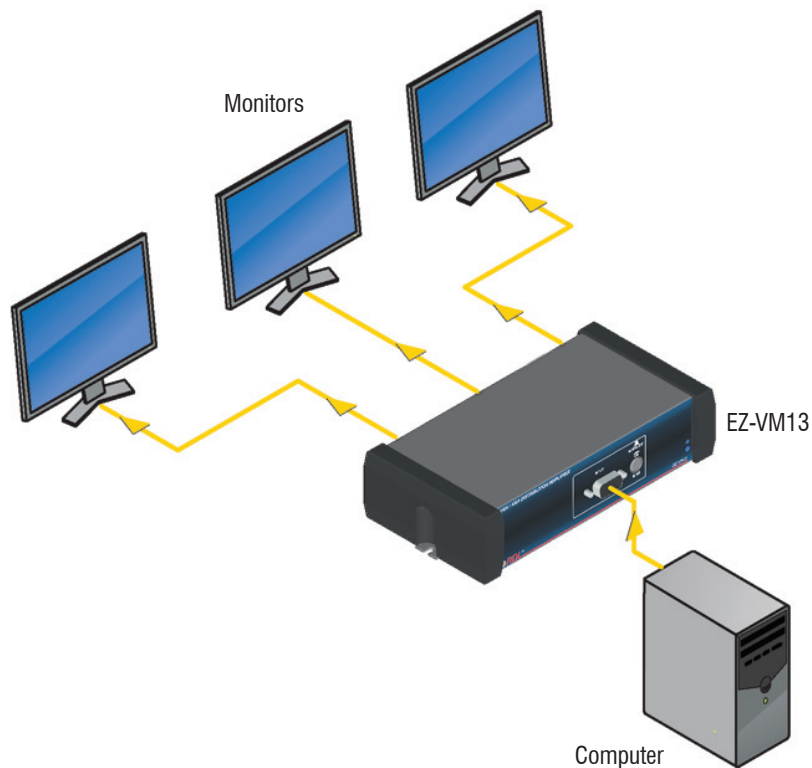
## VGA/XGA Distribution Amplifier

- Input and Three Outputs on HD15 Female Connectors
- Wide RGB Bandwidth > 360 MHz Loaded
- High Resolution Compatibility VGA through QXGA
- Reliable Full-Size Front-Panel Switch for ID Bit Selection
- NORM ID BIT Connects LOCAL MONITOR and INPUT ID
- DC RGB Coupling, Output Polarity & Offset Follow Input
- HD15 Input Cable Included - 36", 91.44 cm long

The EZ-VM13 is a high-resolution computer video distribution amplifier with three outputs. The input has an associated front-panel BIT ID switch to assure compatibility with various computers. The three outputs are driven by video line amplifiers that provide flat, wideband response. The EZ-VM13 is used in houses of worship, restaurants, clubs, meeting rooms, class rooms, conference rooms, stores and in commercial A/V systems.

---

## TYPICAL APPLICATION




[www.rdl.net.com](http://www.rdl.net.com) . . . [www.rdlez.com](http://www.rdlez.com)

**ID BIT**  
Set to NORM OFF position (button OUT) unless computer video output fails to operate with the connected monitors; set switch to ON position (button IN) if needed to activate computer video monitor output (not typically required unless using certain laptops).

**VIDEO INPUT**  
Connect the video source to the INPUT jack.

**POWER INDICATOR**  
Glowes blue when the product is connected to a valid power source.



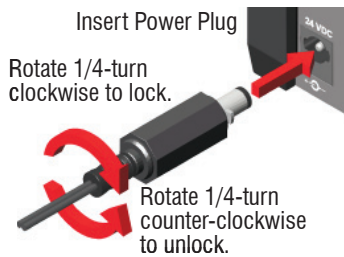
**24 VDC POWER INPUT**  
Insert plug from power supply. Rotate 1/4 turn clockwise to lock.

**LOCAL MONITOR OUTPUT**  
Connect the LOCAL MONITOR output to the input of the local computer video monitor (if used) or to the video input of any monitor or projector.

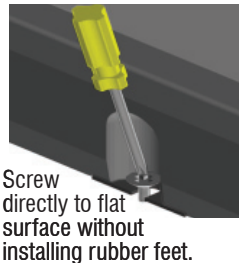
**MONITOR OUTPUTS**  
Connect to the video inputs of 1 or 2 monitors or projectors.

**FOR BEST PICTURE QUALITY, REMOTE VIDEO MONITOR "OPTIMIZATION" FUNCTION SHOULD BE RUN, IF PROVIDED.**

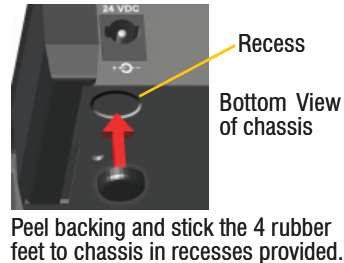
**POWER CONNECTION**



**FIXED MOUNTING**



**RUBBER FEET ATTACHMENT**



## SELECTED MOUNTING ACCESSORIES Complete accessory listing available at: [rdlez.com](http://rdlez.com)

### EZ-RA6

Rack Adapter for 6 Increments of 1/6 Rack Width



### EZ-CC6

Component Chassis for 6 Increments of 1/6 Rack Width



### EZ-SMB2

Surface Mount Bezel for 1/3 Rack Width Products



### EZ-DC2

Desktop Chassis 1/3 Rack Width



### EZ-UCB2

Under-Counter Brackets 1/6 or 1/3 Rack Width



### EZ-SD2

Storage Drawer 1/3 Rack Width

Use In Place of Filler Panel  
Holds Adapters and Cables  
Mounts in EZ-CC6 and EZ-RA6



## TYPICAL PERFORMANCE

Input: VGA - QXGA RGBHV or RGB with combined sync  
Outputs (3): LOCAL MONITOR (1, ID bit pass-thru to INPUT), OUTPUTS (2)  
Gain: Unity  
Video bandwidth: > 360 MHz  
Video impedance: 75  $\Omega$  (Input and output)  
Sync (HV) input: 500  $\Omega$  TTL 0.7 V to 5 V p-p  
Sync (HV) output: 5V TTL  
Sync (HV) Propagation delay: < 4 nS typ.  
Sync (HV) Rise time: < 4 nS typ.  
Sync (combined): Output follows input  
Bit Control: Switch-selectable (Pin 4, over-rides LOCAL MONITOR jack ID bit pass-thru)  
24 Vdc power supply current: 50 mA (idle), 65 mA (max.)  
Power supply input voltage: 100 to 240 VAC  
Warranty: 3 Years; contact RDL technical support department for assistance  
Case dimensions: 5.75" (14.6 cm)W x 3" (7.6 cm)D  
Mounting size: 1/3 rack width

CE

891-1548

Copyright © 2009 Radio Design Labs, Inc. RDL, Radio Design Labs and the RDL logo are registered trademarks of Radio Design Labs, Inc. Data reflects product at publication time, subject to change without notice. "Made in USA" applies to all EZ products except power supplies.